





## Specification Bern/Papeete 6,00 x 3,00 x 1,50





With extra 50mm isolation bottom and sides:  YES  NO

Color of pool: \_\_\_\_\_

Install skimmers:   YES  NO      Lights:   YES  NO      Inlets:   YES  NO      Bottom Drains:   YES  NO

Other equipment: \_\_\_\_\_

**Symbols:**

-   
Light
-   
Skimmer
-   
Inlet
-   
Bottom drainer

Please mark below the placement of the equipment.  
Use the symbols on the left side.

**Measure from the centre of equipment to the edge of the pool.**  
Include height measurement (see example).

